



Delight – Tube

No. 1001-203-5288

Materials:

- Mohair Delight color 24
- Crochet hook 4

Buy the yarn and supplies here:

<http://shop.hobbii.com/delight-tube>

Yarn usage: Approx. 110 g (3 skeins)

Circumference: Approx. 65 cm

Length: Approx. 36 cm

Gauge: Approx. 17 sts x 13 rws = 10 x 10 cm

Abbreviations:

Ch: Chain

St(s): Stitch(es)

Sl st: Slip stitch:

Hdc: Half double crochet

Bl: Back loop

Note:

Ch 1 to turn the work. This does not count as a stitch.

Finish all rounds with a sl st in the first stitch on the round.

Pattern – See photo tutorial following the written pattern

1. Chain 110. Join into a ring with 1 sl st. Chain 1 and work hdc in each ch around. Finish with a sl st in the first st.(110)

2. Ch 1 and turn. Work hdc in the bl around. Finish with a sl st in the first st.(110)

Repeat row 2 until you have a total of 46 rounds. Cut the yarn and weave in ends.

Pattern tutorial:

The tutorial depicts fewer stitches, but the procedure is the same.

Round 1



1. Chain 110. Join into a ring with 1 sl st.



2. Chain 1 and work hdc in each ch around. Finish with a sl st in the first st. (110)

Round 2



3. Ch 1 and turn.



4. Work hdc in the bl. The needle indicates the loop that you will be working your hdc into.




5 This is how it will look. We have now worked 1 hdc in the bl.




6 Work hdc in the bl around. Finish with a sl st in the first st. (110)


Round 3



7. This round is a repetition of round 2. Ch 1 and turn.



8. Work 1 hdc in the bl of the first st. The needle indicates the loop that you will be working your hdc into.



9. This is how it will look. We have now worked 1 hdc in the bl.



10. Work hdc in the bl around. Finish with a sl st in the first st. (110)

Rounds 4 to 46



11. Repeat round 2 until you have a total of 46 rounds.



12. Cut the yarn and weave in ends.



Enjoy!