



Kvarts – Shadow shawl

No. 2004-203-5818

Materials

3 balls BabyWool, col. 06 (color **A**)
3 balls BabyWool, col. 14 (color **B**)

Circular needle 80 cm/ size 4 mm
Stitch markers
Blocking mats
Blocking wires and -pins

Yarn

BabyWool, Happy Sheep
100% wool/ 50 g = 165 meters

Gauge

20 stitches x 36 rows on 10 cm
in pattern before washing

Purchase your yarn here

<http://shop.hobbii.com/kvarts-shadow-shawl>

Size

One size

Measurements




Width: 170 cm
Length: 75 cm

Pattern information

This shawl is worked top down. You work back and forth on a circular needle in shadow knitting with 2 colors.
Pres or block the shawl on blocking mats, ensuring the edge doesn't curl.

Hashtags for social media

#hobbiidesign #hobbiikvarts



Happy knitting!

Pattern

Edge

CO 41 stitches with color **A** and work back and forth on the circular needle.

Knit 2 rows.

Insert a marker on each side of the middle stitch (MS).

Continue with increasing and shadow knitting as follows:

1st row, RS: Color **B**, k2, M1 by picking up the thread between 2 stitches and knit tbl, **knit** until stitch marker, M1, work MS in knit stitch, M1, **knit** until there are 2 stitches left, M1 and k2 = 4 stitches increased.

2nd row, WS: Color **B**, knit until stitch marker, work MS in knit stitch and **purl** until there are 2 stitches left, k2.

3rd row, RS: Color **A**, k2, M1, knit until stitch marker, M1, work MS in knit stitch, M1, **knit** until there are 2 stitches left, M1 and k2 = 4 stitches increased.

4th row, WS: Color **A**, k2, **purl** until stitch marker, work MS in knit stitch and **knit** the rest of the row.

Repeat these 4 rows until the shawl measures just about 75 cm, measured along the middle stitch.

Knit to 2 more rows with color **B**. Bind off loosely.

Finish

Pres or block the shawl on blocking mats, to ensure the edge doesn't curl.