



Hero - Baby Blanket

No. 1001-202-1269

Materials:

Butterfly col. 4

Crochet hook 6.5 mm

Yarn usage: 400g (2 skeins)

Buy the yarn and accessories here:

<http://shop.hobbii.com/hero-baby-blanket>

Measurements: approx. 81x81 cm

Crochet gauge:

19 sts x 19 rows = 10 x 10 cm

Abbreviations:

st(s): stitch(es)

MR: magic ring

ch: chain stitch

sc: single crochet

ch-sp: chain space

Note:

The yarn is taken from the inside of the first skein, then the inside of the second skein.

Because the blanket is worked in rounds, the corners can have a tendency to pull crooked. You can wash and block the blanket to help make it straighter.



Pattern instructions – Picture guide at the end of the instructions

1. Make a MR, then 1 sc into the ring. * Ch 2, 1 sc into the ring *. Repeat between ** 3 times in total. End the round with ch 2.
2. 1 sc in the first ch-sp. Ch 2, 1sc in the same ch-sp. * ch 1, make 1 sc, ch 2, 1sc in the next ch-sp *. Repeat between ** 3 times in total. End round with ch 1.
3. 1 sc into the first ch-sp. Ch 2, 1 sc into the same ch-sp.
Ch 1, sc into the next ch-sp.
* ch 1, make 1 sc, ch2, 1 sc into the next ch-sp. Ch 1 and sc into the next ch-sp *.
Repeat between ** 3 times in total. End round with ch 1.
4. 1 sc into the first ch-sp. Ch 2 and sc into the same ch-sp.
* Ch 1, sc into the next ch-sp *. Repeat between ** 2 times in total.
[Ch 1 and make 1 sc, ch 2, 1 sc into the next ch-sp. * Ch 1, sc into the next ch-sp *.
Repeat between ** 2 times in total.]
Repeat between [] 3 times in total. End round with ch 1.

5. 1 sc into the first ch-sp. Ch 2 and sc into the same ch-sp.
 * Ch 1, sc into the next ch-sp *. Repeat between ** 3 times in total.
 [Ch 1 and make 1 sc, ch 2, 1 sc into the next ch-sp. * Ch 1, sc into the next ch-sp *.
 Repeat between ** 3 times in total.]
 Repeat between [] 3 times in total. End round with ch 1.

6. 1 sc into the first ch-sp. Ch 2 and sc into the same ch-sp.
 * Ch 1, sc into the next ch-sp *. Repeat between ** 4 times in total.
 [Ch 1 and make 1 sc, ch 2, 1 sc into the next ch-sp. * Ch 1, sc into the next ch-sp *.
 Repeat between ** 4 times in total.]
 Repeat between [] 3 times in total. End round with ch 1..

7. 1 sc into the first ch-sp. Ch 2 and sc into the same ch-sp.
 * Ch 1, sc into the next ch-sp *. Repeat between ** 5 times in total.
 [Ch 1 and make 1 sc, ch 2, 1 sc into the next ch-sp. * Ch 1, sc into the next ch-sp *.
 Repeat between ** 5 times in total.]
 Repeat between [] 3 times in total. End round with ch 1.

Continue in this manner until you have 75 rounds, or the 2 skeins of yarn is used up. Cut the yarn and weave in ends.

Round 1



1. Make a MR, then 1 sc into the ring.



2. * Ch 2, 1 sc into the ring *.



3. Repeat between ** 3 times in total..



4. End the round with ch 2.

Round 2



1. Make 1 sc in the first ch-sp.



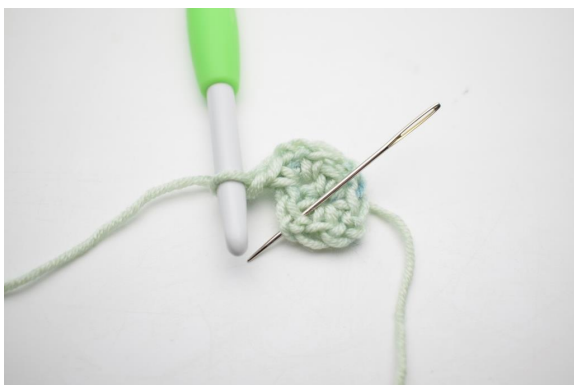
2. Like so.



3. Ch 2, 1sc in the same ch-sp.



4. Like so.



5. * Ch 1, make 1 sc, ch 2, 1sc in the next ch-sp *



6. Like so.



7. Repeat between ** 3 times in total.



8. End round with ch 1.

Round 3



1. Sc into the first ch-sp.



2. Like so.




3. Ch 2 and sc into the same ch-sp.



4. Like so.




5. Ch 1, sc into the next ch-sp.



6. Like so.



7. * ch 1, make 1 sc, ch2, 1 sc into the next ch-sp.



8. Like so.



9. . Ch 1 and sc into the next ch-sp *



10. Like so.



11. Repeat between ** 3 times in total.



12. End round with ch 1.

Round 4



1. Sc into the first ch-sp. Ch 2 and sc into the same ch-sp.




2. Like so.



3. * Ch 1, sc into the next ch-sp *



4. Like so.



5. . Repeat between ** 2 times in total.



6. [Ch 1 and make 1 sc, ch 2, 1 sc into the next ch-sp.



7. Like so.



8. * Ch 1, sc into the next ch-sp *



9. Like so.



10. Repeat between ** 2 times in total.]



11. Repeat between [] 3 times in total..




12. End round with ch 1.

Round 5



1. Sc into the first ch-sp. Ch 2 and sc into the same ch-sp.



2. * Ch 1, sc into the next ch-sp *. Repeat between ** 3 times in total.



3. [Ch 1 and make 1 sc, ch 2, 1 sc into the next ch-sp.



4. * Ch 1, sc into the next ch-sp *. Repeat between ** 3 times in total.]




5. Repeat between [] 3 times in total..




6. End round with ch 1.

Round 6 and on



1. Continue in this manner until you have 75 rounds, or the 2 skeins of yarn is used up. Cut the yarn and weave in ends.



2. Like so.



Enjoy! :)