



## Zircon Scarf

No. 1011-201-8823

**Skill level:** Beginner

**Crochet hook:** E/4 (3.5 mm)

**Measurements:** 50 cm x 200 cm (20 inches x 79 inches)

**Yarn:** Universe

**Orbit (16) – 4 skeins**

Buy the yarn here:

<http://shop.hobbii.com/zircon-scarf>

**Abbreviations:**

st: stitch

ch: chain

dc: double crochet

t-ch: turning chain

V-stitch (V-st): [1 dc, ch 1, 1 dc] in same st

## Pattern

Ch 136.

**Round 1:** V-st in 5th ch from the hook, [skip 2 sts, V-st in next st] rep across, when there's 2 sts left skip 1 st, 1 dc in last st, turn

**Round 2:** ch 3, skip 1 st, [V-st in next ch-sp] rep across, 1 dc in t-ch.

Repeat round 2 until the scarf measures approx. 6 ft 6.7" (2 m).

The leftover yarn can be used for the tassels for the scarf.

## Have fun!

Super Cute Design







**Round 1:** V-st in 5th ch from the hook.



V-st: 1 dc



ch 1, 1 dc in same st



Skip 2 sts



1 dc



ch 1, 1 dc in same st



rep [skip 2 sts, V-st in next st]



When there is 2 sts left: skip 1 st,



Double crochet in the last st




**Round 2:** ch 3, skip 1 st,




[V-st in next ch-sp] rep across.





Finish with 1 dc in t-st



## Tassels



