



Kawaii Rainbow - Pillow

No. 1011-194-9704

Skill level: Intermediate

Pillow measurements: 17.7" x 17.7" or
45 x 45 cm

Crochet Hook: E/4 (3.5 mm)

Material: Pillow 16.5" x 16.5" (42 x 42
cm), Pom Pom Maker 45 mm.

Abbreviations:

RS – Right side

WS – Wrong side

sl st – slip stitch

sc – single crochet

dc – double crochet

st - stitch

Yarn: Amigo

Usage:

White (#1) - 1 skein

Black (#12) - 1 skein

Light Pink (#57) - 5 skein

Light Turquoise (#21) – 1 skein

Neon Pink (#55) - 1 skein

Neon Coral (#44) - 1 skein

Neon Green (#33) - 1 skein

Primrose (#35) - 1 skein

Buy yarn and accessories here:

<http://shop.hobbii.com/kawaii-rainbow-pillow>

The pillow is crocheted in the "corner to corner" method "C2C".

The pattern contains a chart and a description for each round so you can keep track of how many pixels you need for each color. If no number is mentioned after the color, it means that it should only be worked 1 time. The arrows in the description shows which way to work. Start in the bottom right corner.

A good tip is to weave in the ends as you go, so you don't have to weave in a million ends in the end ☺

If you think it's difficult to keep track of a bunch of different skeins, it can be a good idea to wind some of the yarn on to clothespins, so it's easy to "stop" the colors you don't use and have them sitting on the pins while you crochet to keep the yarn from tangling.

See instructional videos for the techniques used for this pattern here:

Slip stitch - <https://www.youtube.com/watch?v=R5YrNUL84rg>

Single crochet - <https://www.youtube.com/watch?v=AERuDONab00>

Double crochet - https://www.youtube.com/watch?v=bx_5eCfONmk

Front

- ← Round 1 [RS]: Pink
- Round 2 [WS]: (Pink) x 2
- ← Round 3 [RS]: (Pink) x 3
- Round 4 [WS]: (Pink) x 4
- ← Round 5 [RS]: (Pink) x 5
- Round 6 [WS]: (Pink) x 6
- ← Round 7 [RS]: (Pink) x 7
- Round 8 [WS]: (Pink) x 8
- ← Round 9 [RS]: (Pink) x 9
- Round 10 [WS]: (Pink) x 10
- ← Round 11 [RS]: (Pink) x 11
- Round 12 [WS]: (Pink) x 8, (Black) x 2, (Pink) x 2
- ← Round 13 [RS]: (Pink) x 2, Black, Neon Pink, Black, (Pink) x 8
- Round 14 [WS]: (Pink) x 8, Black, (Neon Pink) x 2, Black, (Pink) x 2
- ← Round 15 [RS]: (Pink) x 2, Black, (Neon Pink) x 2, Coral, Black, (Pink) x 8
- Round 16 [WS]: (Pink) x 8, Black, (Coral) x 2, (Neon Pink) x 2, Black, (Pink) x 2
- ← Round 17 [RS]: (Pink) x 3, (Neon Pink) x 2, (Coral) x 2, Yellow, Black, (Pink) x 8
- Round 18 [WS]: (Pink) x 8, Black, (Yellow) x 2, (Coral) x 2, Neon Pink, Black, (Pink) x 3
- ← Round 19 [RS]: (Pink) x 3, Black, (Neon Pink) x 2, Coral, (Yellow) x 2, Neon Green, Black, (Pink) x 8
- Round 20 [WS]: (Pink) x 8, Black, (Neon Green) x 2, Yellow, (Coral) x 2, (Neon Pink) x 2, Black, (Pink) x 3
- ← Round 21 [RS]: (Pink) x 3, Black, (Neon Pink) x 2, Coral, Pink, Yellow, (Neon Green) x 2,

Light Turquoise, Black, (Pink) x 8

→ **Round 22 [WS]:** (Pink) x 9, (Light Turquoise) x 2, Neon Green, Yellow, (Pink) x 2, Coral, (Neon Pink) x 2, (Pink) x 4

← **Round 23 [RS]:** (Pink) x 4, Black, (Neon Pink) x 2, Coral, Pink, Yellow, (Neon Green) x 2, Light Turquoise, Black, (Pink) x 9

→ **Round 24 [WS]:** (Pink) x 10, Black, Light Turquoise, (Neon Green) x 2, Yellow, Black, Coral, (Neon Pink) x 2, Black, (Pink) x 4

← **Round 25 [RS]:** (Pink) x 5, (Neon Pink) x 2, Coral, White, Black, Yellow, Neon Green, (Light Turquoise) x 2, (Pink) x 11

→ **Round 26 [WS]:** (Pink) x 11, Black, Light Turquoise, (Neon Green) x 2, (Black) x 3, Coral, Neon Pink, Black, (Pink) x 5

← **Round 27 [RS]:** (Pink) x 5, Black, (Neon Pink) x 2, Coral, (Black) x 2, Yellow, Neon Green, (Light Turquoise) x 2, (Pink) x 12

→ **Round 28 [WS]:** (Pink) x 12, Black, Light Turquoise, (Neon Green) x 2, Yellow, Black, (Coral) x 2, (Neon Pink) x 2, (Pink) x 6

← **Round 29 [RS]:** (Pink) x 6, Black, (Neon Pink) x 2, (Coral) x 2, (Yellow) x 2, Neon Green, (Light Turquoise) x 2, (Pink) x 13

→ **Round 30 [WS]:** (Pink) x 13, Black, Light Turquoise, (Neon Green) x 2, (Yellow) x 2, (Coral) x 2, (Neon Pink) x 2, (Pink) x 7

← **Round 31 [RS]:** (Pink) x 7, Black, Neon Pink, (Coral) x 3, (Yellow) x 2, Neon Green, (Light Turquoise) x 2, Black, (Pink) x 13

→ **Round 32 [WS]:** (Pink) x 8, (Black) x 2, (Pink) x 3, Black, (Light Turquoise) x 2, (Neon Green) x 2, (Yellow) x 2, (Coral) x 2, (Neon Pink) x 2, (Pink) x 8

← **Round 33 [RS]:** (Pink) x 8, Black, Neon Pink, (Coral) x 3, (Yellow) x 2, Neon Green, (Black) x 2, Light Turquoise, (Black) x 4, Light Turquoise, Black, (Pink) x 8

→ **Round 34 [WS]:** (Pink) x 8, Black, (Light Turquoise) x 6, Black, (Neon Green) x 2, (Yellow) x 2, (Coral) x 3, (Neon Pink) x 2, (Pink) x 9

← **Round 35 [RS]:** (Pink) x 9, Black, (Neon Pink) x 2, (Coral) x 2, (Yellow) x 3, (Neon Green) x 2, (Light Turquoise) x 6, Neon Green, Black, (Pink) x 8

→ **Round 36 [WS]:** (Pink) x 8, Black, (Neon Green) x 3, (Light Turquoise) x 4, Black, Neon Green, (Yellow) x 3, (Coral) x 3, Neon Pink, Black, (Pink) x 10

Corner

← **Round 37 [RS]:** (Pink) x 10, (Neon Pink) x 2, (Coral) x 3, (Yellow) x 3, (Neon Green) x 8, Yellow, Black, (Pink) x 7

→ **Round 38 [WS]:** (Pink) x 6, Black, (Yellow) x 2, (Neon Green) x 7, (Yellow) x 3, (Coral) x 3, (Neon Pink) x 2, Black, (Pink) x 9

← **Round 39 [RS]:** (Pink) x 9, Black, (Neon Pink) x 2, (Coral) x 3, (Yellow) x 3, (Neon Green) x 5, (Yellow) x 3, Coral, Black, (Pink) x 5

→ **Round 40 [WS]:** (Pink) x 4, Black, (Coral) x 2, (Yellow) x 10, (Coral) x 3, (Neon Pink) x 3, (Pink) x 9


← **Round 41 [RS]:** (Pink) x 8, Black, (Neon Pink) x 3, (Coral) x 3, (Yellow) x 5, Black, Yellow, Pink, (Coral) x 3, Neon Pink, Black, (Pink) x 3


- **Round 42 [WS]:** (Pink) x 3, (Neon Pink) x 2, (Coral) x 2, (Pink) x 2, Black, White, (Yellow) x 4, (Coral) x 3, (Neon Pink) x 3, Black, (Pink) x 8
- ← **Round 43 [RS]:** (Pink) x 8, Black, (Neon Pink) x 3, (Coral) x 4, (Yellow) x 2, (Black) x 3, Pink, (Coral) x 2, (Neon Pink) x 2, Black, (Pink) x 2
- **Round 44 [WS]:** (Pink) x 2, Black, (Neon Pink) x 3, (Coral) x 2, (Black) x 2, (Coral) x 6, (Neon Pink) x 3, Black, (Pink) x 8
- ← **Round 45 [RS]:** (Pink) x 8, Black, (Neon Pink) x 3, (Coral) x 6, Black, (Coral) x 2, (Neon Pink) x 3, Black, (Pink) x 2
- **Round 46 [WS]:** (Pink) x 2, Black, (Neon Pink) x 4, (Coral) x 7, (Neon Pink) x 3, Black, (Pink) x 8
- ← **Round 47 [RS]:** (Pink) x 8, Black, (Neon Pink) x 3, (Coral) x 6, (Neon Pink) x 3, (Black) x 2, (Pink) x 2
- **Round 48 [WS]:** (Pink) x 3, Black, (Neon Pink) x 5, (Coral) x 2, (Neon Pink) x 4, Black, (Pink) x 8
- ← **Round 49 [RS]:** (Pink) x 8, Black, (Neon Pink) x 10, Black, (Pink) x 3
- **Round 50 [WS]:** (Pink) x 3, (Black) x 2, (Neon Pink) x 7, (Black) x 2, (Pink) x 8
- ← **Round 51 [RS]:** (Pink) x 9, (Black) x 2, (Neon Pink) x 4, (Black) x 2, (Pink) x 4
- **Round 52 [WS]:** (Pink) x 5, (Black) x 5, (Pink) x 10
- ← **Round 53 [RS]:** (Pink) x 19
- **Round 54 [WS]:** (Pink) x 18
- ← **Round 55 [RS]:** (Pink) x 17
- **Round 56 [WS]:** (Pink) x 16
- ← **Round 57 [RS]:** (Pink) x 15
- **Round 58 [WS]:** (Pink) x 14
- ← **Round 59 [RS]:** (Pink) x 13
- **Round 60 [WS]:** (Pink) x 12
- ← **Round 61 [RS]:** (Pink) x 11
- **Round 62 [WS]:** (Pink) x 10
- ← **Round 63 [RS]:** (Pink) x 9
- **Round 64 [WS]:** (Pink) x 8
- ← **Round 65 [RS]:** (Pink) x 7
- **Round 66 [WS]:** (Pink) x 6
- ← **Round 67 [RS]:** (Pink) x 5
- **Round 68 [WS]:** (Pink) x 4
- ← **Round 69 [RS]:** (Pink) x 3
- **Round 70 [WS]:** (Pink) x 2
- ← **Round 71 [RS]:** Pink

Back

- ← Round 1 [RS]: Pink
- Round 2 [WS]: (Pink) x 2
- ← Round 3 [RS]: (Pink) x 3
- Round 4 [WS]: (Pink) x 4
- ← Round 5 [RS]: (Pink) x 5
- Round 6 [WS]: (Pink) x 6
- ← Round 7 [RS]: (Pink) x 7
- Round 8 [WS]: (Pink) x 8
- ← Round 9 [RS]: (Pink) x 9
- Round 10 [WS]: (Pink) x 10
- ← Round 11 [RS]: (Pink) x 11
- Round 12 [WS]: (Pink) x 12
- ← Round 13 [RS]: (Pink) x 13
- Round 14 [WS]: (Pink) x 14
- ← Round 15 [RS]: (Pink) x 15
- Round 16 [WS]: (Pink) x 16
- ← Round 17 [RS]: (Pink) x 17
- Round 18 [WS]: (Pink) x 18
- ← Round 19 [RS]: (Pink) x 19
- Round 20 [WS]: (Pink) x 20
- ← Round 21 [RS]: (Pink) x 21
- Round 22 [WS]: (Pink) x 22
- ← Round 23 [RS]: (Pink) x 23
- Round 24 [WS]: (Pink) x 24
- ← Round 25 [RS]: (Pink) x 25
- Round 26 [WS]: (Pink) x 26
- ← Round 27 [RS]: (Pink) x 27
- Round 28 [WS]: (Pink) x 28
- ← Round 29 [RS]: (Pink) x 29
- Round 30 [WS]: (Pink) x 30
- ← Round 31 [RS]: (Pink) x 31
- Round 32 [WS]: (Pink) x 32
- ← Round 33 [RS]: (Pink) x 33
- Round 34 [WS]: (Pink) x 34
- ← Round 35 [RS]: (Pink) x 35
- Round 36 [WS]: (Pink) x 36
- Corner
- ← Round 37 [RS]: (Pink) x 35
- Round 38 [WS]: (Pink) x 34
- ← Round 39 [RS]: (Pink) x 33

- Round 40 [WS]: (Pink) x 32
- ← Round 41 [RS]: (Pink) x 31
- Round 42 [WS]: (Pink) x 30
- ← Round 43 [RS]: (Pink) x 29
- Round 44 [WS]: (Pink) x 28
- ← Round 45 [RS]: (Pink) x 27
- Round 46 [WS]: (Pink) x 26
- ← Round 47 [RS]: (Pink) x 25
- Round 48 [WS]: (Pink) x 24
- ← Round 49 [RS]: (Pink) x 23
- Round 50 [WS]: (Pink) x 22
- ← Round 51 [RS]: (Pink) x 21
- Round 52 [WS]: (Pink) x 20
- ← Round 53 [RS]: (Pink) x 19
- Round 54 [WS]: (Pink) x 18
- ← Round 55 [RS]: (Pink) x 17
- Round 56 [WS]: (Pink) x 16
- ← Round 57 [RS]: (Pink) x 15
- Round 58 [WS]: (Pink) x 14
- ← Round 59 [RS]: (Pink) x 13
- Round 60 [WS]: (Pink) x 12
- ← Round 61 [RS]: (Pink) x 11
- Round 62 [WS]: (Pink) x 10
- ← Round 63 [RS]: (Pink) x 9
- Round 64 [WS]: (Pink) x 8
- ← Round 65 [RS]: (Pink) x 7
- Round 66 [WS]: (Pink) x 6
- ← Round 67 [RS]: (Pink) x 5
- Round 68 [WS]: (Pink) x 4
- ← Round 69 [RS]: (Pink) x 3
- Round 70 [WS]: (Pink) x 2
- ← Round 71 [RS]: Pink





CORNER TO CORNER

Round 1



1. Make 5 chains



2. Work 1 dc in 3rd ch.



3. Work dc in the next 2 ch. You've now made your first pixel.

Round 2



1. Make 5 ch



2. Work 1 dc in 3rd ch from the hook



3. Work dc in the next 2 ch. Now you've got one more pixel.



4. Now the pixel should be worked together with the first pixel. You do that by turning the pixel and working 1 sl st on the left side of the first pixel. The picture shows how they're worked together.



5. Make 2 ch (replace the first dc)



6. Work 3 dc in the ch space in which you've just made a sl st. You've now got 2 pixels on round 2.

Round 3



1. Make 5 ch



2. Work 1 dc in 3rd ch from the hook and then 1 dc in the last 2 ch.



3. Work 1 sl st in the pixel below.



4. Make 2 ch and work 3 dc in the ch space in which you've just made a sl st.



5. Work 1 sl st in the pixel next to this. Make 2 ch. Work 3 dc in the ch space in which you've just made a sl st. You've now got 3 pixels and round 3 is done.

Decrease for corner



1. Instead of making 5 ch at the end of the round, work 3 sl st along the side of the last pixel.



2. Continue making pixels like previously across.

3. Here you can see how to make decreases on the round. If a decrease is to be made at the end of a round, work the pixels together using 1 sl st.

Assembling



1. Place the two sides towards each other.




2. Pull the yarn up through 2 pixels.



3. Make 2 ch.




4. Work 1 sc between the next 2 pixels.



5. Repeat to the corner with 2 ch and 1 sc between the pixels.



6. Work 1 sc in the corner.



7. Continue with 2 ch, 1 sc around the pillow.



8. Insert the pillow. Continue closing the pillow, finish with 1 sl st.



Make 4 pom-poms.



Sew a pom-pom to each corner of the pillow.

Happy crocheting :-)
Super Cute Design

